

## Technology In Your Teaching

Date Created: 7/2/2007 10:28:45 PM

No. of Respondents: 18

Completed Responses: 15

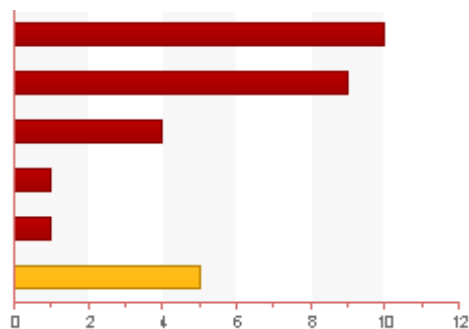
Average Response Time: 6 m 51 secs

### Question 1

What subject area(s) do you teach? Choose all that apply

No. of users who responded to this question: 15 (83.33%) - No. of users who did not answer this question: 3

Choir	10	33.33%
General Music	9	30.00%
Band	4	13.33%
Guitar	1	3.33%
Orchestra	1	3.33%
Other	5	16.67%
<b>Total:</b>	<b>30</b>	



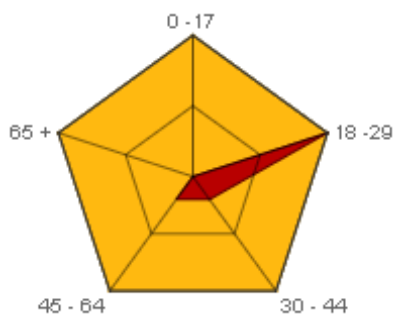
Note: See section 2 of this report for 'other' responses.

### Question 2

What is your age?

No. of users who responded to this question: 14 (77.78%) - No. of users who did not answer this question: 4

Response	Total
Age Group 0 - 17	0
Age Group 18 -29	10
Age Group 30 -44	2
Age Group 45 -64	2
Age Group 65 +	0
<b>Total:</b>	<b>14</b>



Note: See section 2 of this report for a full age report. - The average age entered by the respondents is: 31

### Question 3

What is your gender?

No. of users who responded to this question: 15 (83.33%) - No. of users who did not answer this question: 3



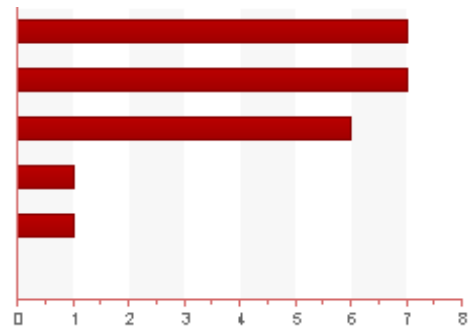
Responses	Total
Female	10 66.67%
Male	5 33.33%
<b>Total:</b>	<b>15</b>

### Question 4

What grade level(s) do you teach?

No. of users who responded to this question: 14 (77.78%) - No. of users who did not answer this question: 4

9-12	7	31.82%
K-5	7	31.82%
6-8	6	27.27%
old folks	1	4.55%
undergraduates	1	4.55%
Other	0	0.00%
<b>Total:</b>	<b>22</b>	



Note: See section 2 of this report for 'other' responses.

### Question 5

How familiar are you with each of the following technologies, services, software, hardware or concepts?

No. of users who responded to this question: 15 (83.33%) - No. of users who did not answer this question: 3

	0 - Not at all familiar!	1 - Sounds slightly familiar	2 - I've heard of it and have a basic idea	3 - I'm pretty sure I know what that is	4 - I know what it is and could tell someone else about it	5 - I know it so well I could teach a class on it!
Blog	0 (0%)	2 (13%)	2 (13%)	3 (20%)	8 (53%)	0 (0%)
Copyright AND Creative Commons	3 (21%)	2 (14%)	4 (29%)	4 (29%)	1 (7%)	0 (0%)
digital audio recording/editing	0 (0%)	0 (0%)	4 (27%)	4 (27%)	7 (47%)	0 (0%)
digital story telling	4 (27%)	3 (20%)	3 (20%)	2 (13%)	3 (20%)	0 (0%)
Facebook	0 (0%)	0 (0%)	1 (7%)	1 (7%)	7 (47%)	6 (40%)
GarageBand	0 (0%)	0 (0%)	1 (7%)	5 (33%)	5 (33%)	4 (27%)
iPhone or Smartphone	0 (0%)	0 (0%)	2 (13%)	6 (40%)	5 (33%)	2 (13%)
iPod	0 (0%)	0 (0%)	1 (7%)	1 (7%)	7 (47%)	6 (40%)
Loop-based composition	0 (0%)	3 (20%)	1 (7%)	4 (27%)	2 (13%)	5 (33%)
Moodle/BlackBoard/other courseware	3 (20%)	5 (33%)	2 (13%)	2 (13%)	1 (7%)	2 (13%)
mp3	0 (0%)	0 (0%)	3 (20%)	2 (13%)	6 (40%)	4 (27%)
MySpace	0 (0%)	0 (0%)	1 (7%)	3 (20%)	6 (40%)	5 (33%)
Podcast	0 (0%)	0 (0%)	4 (27%)	7 (47%)	3 (20%)	1 (7%)
RSS	4 (27%)	4 (27%)	2 (13%)	3 (20%)	2 (13%)	0 (0%)
Twitter	0 (0%)	3 (20%)	5 (33%)	4 (27%)	2 (13%)	1 (7%)
Web 2.0	2 (13%)	4 (27%)	5 (33%)	1 (7%)	3 (20%)	0 (0%)
Wiki	1 (7%)	3 (20%)	3 (20%)	1 (7%)	5 (33%)	2 (13%)
YouTube	0 (0%)	0 (0%)	1 (7%)	3 (20%)	5 (33%)	6 (40%)

### Question 6

How often do you use each of the following in your PERSONAL use of technology?

No. of users who responded to this question: 15 (83.33%) - No. of users who did not answer this question: 3

	0 - Not at all	1 - Once in a great while	2 - Sometimes	3 - Fairly often	4 - Regularly	5 - ALL THE TIME
Blog	5 (33%)	4 (27%)	4 (27%)	2 (13%)	0 (0%)	0 (0%)
Copyright AND Creative Commons	8 (53%)	3 (20%)	4 (27%)	0 (0%)	0 (0%)	0 (0%)

digital audio recording/editing	1 (7%)	2 (13%)	5 (33%)	5 (33%)	2 (13%)	0 (0%)
digital story telling	10 (71%)	2 (14%)	0 (0%)	2 (14%)	0 (0%)	0 (0%)
Email	0 (0%)	0 (0%)	0 (0%)	0 (0%)	1 (7%)	13 (93%)
Facebook	5 (36%)	0 (0%)	0 (0%)	2 (14%)	2 (14%)	5 (36%)
GarageBand	4 (27%)	2 (13%)	4 (27%)	2 (13%)	1 (7%)	2 (13%)
Instant messaging	1 (7%)	1 (7%)	7 (47%)	2 (13%)	1 (7%)	3 (20%)
iPhone or Smartphone	10 (67%)	1 (7%)	1 (7%)	1 (7%)	0 (0%)	2 (13%)
iPod	3 (20%)	1 (7%)	0 (0%)	1 (7%)	3 (20%)	7 (47%)
Loop-based composition	7 (47%)	1 (7%)	1 (7%)	4 (27%)	1 (7%)	1 (7%)
mp3	3 (20%)	1 (7%)	1 (7%)	3 (20%)	1 (7%)	6 (40%)
MySpace	9 (60%)	2 (13%)	1 (7%)	0 (0%)	2 (13%)	1 (7%)
Podcast	11 (73%)	1 (7%)	2 (13%)	1 (7%)	0 (0%)	0 (0%)
RSS	9 (60%)	3 (20%)	2 (13%)	1 (7%)	0 (0%)	0 (0%)
Texting	1 (7%)	1 (7%)	2 (13%)	1 (7%)	5 (33%)	5 (33%)
Twitter	15 (100%)	0 (0%)	0 (0%)	0 (0%)	0 (0%)	0 (0%)
Web 2.0	9 (60%)	2 (13%)	3 (20%)	1 (7%)	0 (0%)	0 (0%)
Wiki	7 (47%)	5 (33%)	1 (7%)	1 (7%)	0 (0%)	1 (7%)
YouTube	0 (0%)	1 (7%)	4 (27%)	4 (27%)	3 (20%)	3 (20%)

## Question 7

How often do you use each of the following in your TEACHING?

No. of users who responded to this question: 15 (83.33%) - No. of users who did not answer this question: 3

	0 - Not at all	1 - Once in a great while	2 - Sometimes	3 - Fairly often	4 - Regularly	5 - ALL THE TIME
Blog	12 (80%)	1 (7%)	1 (7%)	1 (7%)	0 (0%)	0 (0%)
Copyright AND Creative Commons	11 (73%)	4 (27%)	0 (0%)	0 (0%)	0 (0%)	0 (0%)
digital audio recording/editing	5 (33%)	1 (7%)	5 (33%)	4 (27%)	0 (0%)	0 (0%)
digital story telling	12 (80%)	1 (7%)	1 (7%)	1 (7%)	0 (0%)	0 (0%)
Email	4 (27%)	0 (0%)	1 (7%)	2 (13%)	2 (13%)	6 (40%)
Facebook	13 (93%)	1 (7%)	0 (0%)	0 (0%)	0 (0%)	0 (0%)
GarageBand	10 (67%)	0 (0%)	2 (13%)	1 (7%)	1 (7%)	1 (7%)
Instant messaging	14 (93%)	0 (0%)	0 (0%)	0 (0%)	0 (0%)	1 (7%)
iPhone or Smartphone	14 (93%)	1 (7%)	0 (0%)	0 (0%)	0 (0%)	0 (0%)
iPod	6 (40%)	1 (7%)	2 (13%)	1 (7%)	1 (7%)	4 (27%)
Loop-based composition	10 (67%)	0 (0%)	2 (13%)	1 (7%)	2 (13%)	0 (0%)
Moodle/BlackBoard/other courseware	13 (87%)	0 (0%)	1 (7%)	0 (0%)	0 (0%)	1 (7%)
mp3	6 (40%)	1 (7%)	3 (20%)	0 (0%)	2 (13%)	3 (20%)
MySpace	14 (93%)	1 (7%)	0 (0%)	0 (0%)	0 (0%)	0 (0%)
Podcast	12 (80%)	1 (7%)	2 (13%)	0 (0%)	0 (0%)	0 (0%)
Powerpoint	4 (27%)	3 (20%)	5 (33%)	2 (13%)	0 (0%)	1 (7%)
RSS	14 (93%)	1 (7%)	0 (0%)	0 (0%)	0 (0%)	0 (0%)

Texting	13 (87%)	0 (0%)	1 (7%)	0 (0%)	1 (7%)	0 (0%)
Twitter	15 (100%)	0 (0%)	0 (0%)	0 (0%)	0 (0%)	0 (0%)
Web 2.0	11 (79%)	2 (14%)	0 (0%)	1 (7%)	0 (0%)	0 (0%)
Wiki	12 (80%)	3 (20%)	0 (0%)	0 (0%)	0 (0%)	0 (0%)
YouTube	7 (47%)	1 (7%)	4 (27%)	0 (0%)	1 (7%)	2 (13%)

### Question 8

How often do your students use each of the following for their PERSONAL USE?

No. of users who responded to this question: 15 (83.33%) - No. of users who did not answer this question: 3

	0 - Not at all	1 - Once in a great while	2 – Sometimes	3 - Fairly often	4 – Regularly	5 - ALL THE TIME
Blog	1 (7%)	2 (13%)	5 (33%)	3 (20%)	3 (20%)	1 (7%)
digital audio recording/editing	5 (33%)	3 (20%)	5 (33%)	1 (7%)	1 (7%)	0 (0%)
digital story telling	7 (47%)	2 (13%)	4 (27%)	2 (13%)	0 (0%)	0 (0%)
digital video editing	5 (33%)	2 (13%)	5 (33%)	1 (7%)	2 (13%)	0 (0%)
Email	0 (0%)	0 (0%)	1 (7%)	0 (0%)	2 (13%)	12 (80%)
Facebook	1 (7%)	1 (7%)	0 (0%)	2 (13%)	2 (13%)	9 (60%)
GarageBand	5 (33%)	4 (27%)	2 (13%)	2 (13%)	0 (0%)	2 (13%)
Instant messaging	0 (0%)	0 (0%)	3 (20%)	1 (7%)	2 (13%)	9 (60%)
iPhone or Smartphone	2 (13%)	3 (20%)	3 (20%)	0 (0%)	2 (13%)	5 (33%)
iPod	0 (0%)	1 (7%)	0 (0%)	0 (0%)	5 (33%)	9 (60%)
Loop-based composition	6 (40%)	4 (27%)	5 (33%)	0 (0%)	0 (0%)	0 (0%)
mp3	1 (7%)	0 (0%)	2 (13%)	2 (13%)	4 (27%)	6 (40%)
MySpace	0 (0%)	2 (13%)	1 (7%)	0 (0%)	4 (27%)	8 (53%)
Podcast	4 (29%)	3 (21%)	4 (29%)	0 (0%)	1 (7%)	2 (14%)
Powerpoint	6 (40%)	4 (27%)	1 (7%)	1 (7%)	2 (13%)	1 (7%)
RSS	7 (58%)	3 (25%)	2 (17%)	0 (0%)	0 (0%)	0 (0%)
Texting	0 (0%)	1 (7%)	0 (0%)	1 (7%)	2 (13%)	11 (73%)
Twitter	1 (7%)	2 (13%)	3 (20%)	2 (13%)	5 (33%)	2 (13%)
Web 2.0	4 (36%)	2 (18%)	2 (18%)	3 (27%)	0 (0%)	0 (0%)
Wiki	4 (31%)	1 (8%)	3 (23%)	3 (23%)	1 (8%)	1 (8%)
YouTube	0 (0%)	0 (0%)	1 (7%)	1 (7%)	3 (20%)	10 (67%)

### Question 9

How often do your students use each of the following in their SCHOOL WORK?

No. of users who responded to this question: 15 (83.33%) - No. of users who did not answer this question: 3

	0 - Not at all	1 - Once in a great while	2 – Sometimes	3 - Fairly often	4 – Regularly	5 - ALL THE TIME
Blog	5 (33%)	4 (27%)	3 (20%)	3 (20%)	0 (0%)	0 (0%)
Copyright AND Creative Commons	6 (46%)	5 (38%)	2 (15%)	0 (0%)	0 (0%)	0 (0%)

digital audio recording/editing	4 (27%)	5 (33%)	4 (27%)	1 (7%)	0 (0%)	1 (7%)
digital story telling	7 (47%)	1 (7%)	4 (27%)	3 (20%)	0 (0%)	0 (0%)
Email	3 (20%)	1 (7%)	1 (7%)	3 (20%)	4 (27%)	3 (20%)
Facebook	9 (60%)	1 (7%)	1 (7%)	1 (7%)	3 (20%)	0 (0%)
GarageBand	8 (53%)	1 (7%)	2 (13%)	1 (7%)	2 (13%)	1 (7%)
Instant messaging	8 (53%)	1 (7%)	1 (7%)	1 (7%)	4 (27%)	0 (0%)
iPhone or Smartphone	10 (71%)	0 (0%)	1 (7%)	1 (7%)	2 (14%)	0 (0%)
iPod	3 (20%)	2 (13%)	5 (33%)	1 (7%)	2 (13%)	2 (13%)
Loop-based composition	8 (53%)	1 (7%)	4 (27%)	1 (7%)	1 (7%)	0 (0%)
Moodle/BlackBoard/other courseware	11 (73%)	1 (7%)	1 (7%)	1 (7%)	1 (7%)	0 (0%)
mp3	6 (40%)	2 (13%)	4 (27%)	1 (7%)	0 (0%)	2 (13%)
MySpace	11 (73%)	0 (0%)	1 (7%)	0 (0%)	2 (13%)	1 (7%)
Podcast	7 (47%)	1 (7%)	6 (40%)	1 (7%)	0 (0%)	0 (0%)
PowerPoint	3 (20%)	3 (20%)	4 (27%)	2 (13%)	1 (7%)	2 (13%)
RSS	8 (73%)	2 (18%)	1 (9%)	0 (0%)	0 (0%)	0 (0%)
Texting	11 (73%)	0 (0%)	0 (0%)	0 (0%)	2 (13%)	2 (13%)
Twitter	11 (73%)	1 (7%)	0 (0%)	0 (0%)	3 (20%)	0 (0%)
Web 2.0	8 (62%)	1 (8%)	2 (15%)	1 (8%)	1 (8%)	0 (0%)
Wiki	5 (38%)	3 (23%)	2 (15%)	1 (8%)	1 (8%)	1 (8%)
YouTube	6 (40%)	2 (13%)	3 (20%)	1 (7%)	2 (13%)	1 (7%)

## Section 2: Detailed Question Report

### Question 1

What subject area(s) do you teach? Choose all that apply

Private Lessons

Keyboard

violin

Music Theory

Theory

### Question 2

What is your age?

28

25

27

27

27

28

25

28

47

27

54

31

38

28

### Question 3

What is your gender?

No unique data is collected for this question type.

### Question 4

What grade level(s) do you teach?

Prek-6

### Question 5

How familiar are you with each of the following technologies, services, software, hardware or concepts?

No unique data is collected for this question type.

### Question 6

How often do you use each of the following in your PERSONAL use of technology?

No unique data is collected for this question type.

### Question 7

How often do you use each of the following in your TEACHING?

No unique data is collected for this question type.

#### Question 8

How often do your students use each of the following for their PERSONAL USE?

No unique data is collected for this question type.

#### Question 9

How often do your students use each of the following in their SCHOOL WORK?

No unique data is collected for this question type.